

LMR-400 Type Cables



RadioLinx cables are designed to provide the lowest attenuation and are pre-cut and assembled with connectors at the factory to ensure ultimate reliability and customer satisfaction.

LMR-400 Type Cables are ideal for jumper assemblies in wireless communication systems and antenna feed runs less than one-hundred feet.

How to Contact Us: Sales and Support

All ProSoft Technology products are backed with unlimited technical support. Contact our worldwide Technical Support team directly by phone or email:

Asia Pacific

+603.7724.2080, asiapc@prosoft-technology.com
Languages spoken include: Chinese, Japanese, English

Europe – Middle East – Africa

+33 (0) 5.34.36.87.20, support.EMEA@prosoft-technology.com
Languages spoken include: French, English

North America

+1.661.716.5100, support@prosoft-technology.com
Languages spoken include: English, Spanish

Latin America (Sales only)

+1.281.298.9109, latinam@prosoft-technology.com
Languages spoken include: Spanish, English

Brasil

+55-11.5084.5178, eduardo@prosoft-technology.com
Languages spoken include: Portuguese, English

LMR-400 Type Cables

Features and Benefits

- **Flexible:** With a 1-inch minimum bend radius, LMR-400 cable can be easily routed into and through tight spaces without kinking.
- **Low Loss:** LMR400 has the lowest loss of any RG8/RG13 type cable. This is achieved through the use of a high velocity gas-injected closed cell foam dielectric, and bonded aluminum tape outer conductor.

- **Weatherproof:** The UV protected black polyethylene jacket makes the cable rugged and resistant to the full range of outdoor environments.
- **RF Shielding:** The bonded aluminum tape outer conductor is overlapped to provide 100% coverage, resulting in >90 dB RF shielding (>180 dB crosstalk and excellent interference immunity (ingress and egress)).
- **Phase Stability:** The intimately bonded structure and foam dielectric of LMR cables provide excellent phase stability over temperature and with bending. The high velocity dielectric results in superior phase stability as compared with solid and air-spaced dielectric cables.

Mechanical Specifications

Minimum Bend Radius	1 in (25.4 mm)
Bending Movement	0.5 ft lbs (0.68 N-m)
Weight	0.068 lb/ft (0.10 kg/m)
Tensile Strength	160 lbs (72.6 kg)
Flat Plate Crush	40 lb/in (0.71 kg/mm)

Environmental Specifications

Installation Temp Range	-40° / +185°F (-40° / +85°C)
Storage Temp Range	-94° / +185°F (-70° / +85°C)
Operating Temp Range	-40° / +185°F (-40° / +85°C)

Electrical Specifications

Voltage Withstand	2500 VDC
Peak Power	16 kW
Jacket Spark	8000 VRMS

Attenuation Average @ 2500 MHz

dB/100 ft	dB/100 m
6.8	22.2

Attenuation Average @ 5800 MHz

dB/100 ft	dB/100 m
10.8	35.4

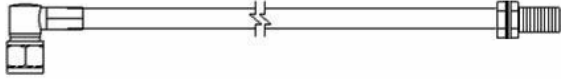
Additional Products

ProSoft Technology offers a full complement of hardware and software solutions for a wide variety of industrial communication platforms.

Visit our web site at <http://www.prosoft-technology.com> for a complete list of products.

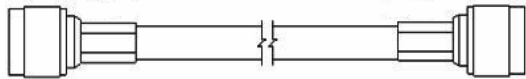
Extension Cables

C19M10-30-0XX (RP-SMA Plug to RP-SMA Jack)



LMR-195 Extension Cable with reverse polarity, right angle RP SMA female type connector on radio side and reverse polarity, SMA bulkhead connector on antenna side. Use to remotely mount antennas with RP female connectors.


C40M40-40-XXX, C60M40-40-XXX, and CVX540-40-XXX (N Plug to N Plug)



LMR-400, 600, VLX5 type extension cables with standard N plug connector on both ends. Use to connect antenna to lightning protector on bulkhead.

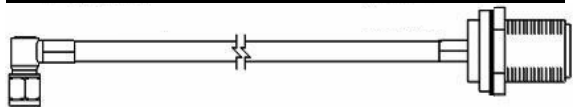
Conversion Cables

C19M10-40-0XX (RP-SMA Plug to N Plug)



LMR-195 type Conversion Cable with reverse-polarity, right angle RP SMA female type connector on radio side and standard N male plug connector on antenna side. Converts SMA connector type to N plug type and normally attaches to enclosure side bulkhead lightning protector.

C19M10-80-0XX (RP-SMA Plug to N Jack)



LMR-195 type conversion cable with reverse polarity, right angle SMA female type connector on radio side and standard N bulkhead connector on antenna side. Converts SMA connector type to N bulkhead and normally attaches to extension cable on outside of enclosure for indoor applications (that is, no lightning protector).

C10M15-30-0XX (MMCX to RP-SMA Jack)



Cable for use with PC card radios.

C10M15-40-0XX (MMCX to N Plug)



Cable for use with PC card radios.

Ordering Information

To order this product, please use the following:

Part Number	Part Description
C40M40-40-002	2' LMR 400 N Plug --> N plug cable
C40M40-40-005	5' LMR 400 N Plug --> N plug cable
C40M40-40-010	10' LMR 400 N Plug --> N plug cable
C40M40-40-015	15' LMR 400 N Plug --> N plug cable
C40M40-40-020	20' LMR 400 N Plug --> N plug cable
C40M40-40-025	25' LMR 400 N Plug --> N plug cable
C40M40-40-040	40' LMR 400 N Plug --> N plug cable
C40M40-40-050	50' LMR 400 N Plug --> N plug cable
C40M40-40-060	60' LMR 400 N Plug --> N plug cable
C40M40-40-080	80' LMR 400 N Plug --> N plug cable
C40M40-40-100	100' LMR 400 N Plug --> N plug cable
C40M40-40-150	150' LMR 400 N Plug --> N plug cable
C40M40-40-200	200' LMR 400 N Plug --> N plug cable
C40M40-40-250	250' LMR 400 N Plug --> N plug cable

To place an order, please contact your local ProSoft Technology distributor. For a list of ProSoft distributors near you, go to <http://www.prosoft-technology.com>

Distributors:

Place your order by email or fax to:

North American / Latin American / Asia Pacific
orders@prosoft-technology.com,
 fax to +1 661.716.5101

Europe

europe@prosoft-technology.com,
 fax to +33 (0) 5.61.78.40.52

Copyright © ProSoft Technology, Inc. 2000 - 2006. All Rights Reserved.
 May 22, 2006